



Happy
Winter
2021



2248 E. Ramon Rd.
Palm Springs, CA 92264
(760) 778-0487

Ms. Yada
Grades 2,3

Mrs. Silva
Grades K,1

Welcome to February!

We are finally experiencing some cooler weather and it looks like we might actually get more than a few weeks of winter this year.

We are still in the midst of Covid-19 and I hope you are all staying safe and well. I know that some families have recovered from winter break and some are still recovering after winter break. Do take care as new variants are emerging.

Things at Desert Learning Academy have been pretty quiet. I have been spending my days zooming in an empty classroom and I miss the activities I would normally do with my students. We still don't know when students will return to the classroom this year. Until then, we will continue to meet one another in our zoom meetings.

On January 11, 2021, we welcomed Mrs. Esperanza Silva, to work with kindergarten and first grade families. I'm sure you will agree, that she is wonderful to work with and I am thrilled to have her as part of the DLA staff. I've asked her to introduce herself to the rest of you on the next page.

To All of Our Parents:

We want to thank you for taking on the role of teacher at home as well as parent. Both roles are important and very demanding. Many of you are working full-time, juggling teaching and all the other duties to keep a household running. So thank you for hanging in there and giving it your all. No one could ever have imagined our students being at home for almost a year. If there is anything Mrs. Silva and I can do to support you, please don't hesitate to ask. Take care, stay well, and stay positive.

Ms. Yada





I'd like to introduce you to our new kindergarten and first grade teacher, Mrs. Esperanza Silva. I've asked Mrs. Silva to tell us a little bit about herself.

Hi,

Previously I worked in a hospital radiology department for 14 years. While working full-time, I pursued my degree. As I stepped out of one career and moved on to full-time student teaching, the pandemic hit us. I feel very fortunate to have been able to achieve my goal in obtaining my teaching credential. I am a wife and mother of six beautiful children, four already graduated and on their own. One is a freshman English teacher, one is a horse trainer, one is a senior at UCR, and the other is in the US Navy stationed in Japan. I still have my first grader and eighth grader at home doing distance learning, so I can relate to the obstacles that come with that, as a parent, as well. With my husband being a Wildland Firefighter, he is away on fires during the summer months, and we are still able to juggle the responsibilities of providing our children the opportunity to excel during this time. With that, I have had to find innovative ways to keep my children engaged in learning through this. Ms. Yada asked me to share some quick tips that have worked for me. These are shared on the next page.





Helpful Tips

- **Password:** I like making learning the letter/sight word of the week into a game to keep the child engaged. Make it a game and ask what is the password to opening the refrigerator or cupboard where their favorite snacks are. Password would be the sight word you want to focus on.

- **Routine:** I found that children thrive on a schedule. Find a routine that works for your family and adhere to it as much as possible. Sometimes routine changes from day to day, but you can have a morning/bedtime routine that they can do daily.
- **The 4 B's:** Bath, brush, book, bed. This is a good one I use.

- **Repetition:** Having the sight word or letter up in areas your child frequents most (like the bathroom mirror). Ask them what is the word while they brush their teeth, comb their hair, or wash their hands.

- **Math:** When your child is working with a number line, show them they can always look at the numbers on they keyboard. When thinking of before/after or one more/one less.

- **Hand Gesture:** Making up a hand gesture with the word can help with their recollection of it. For example: sight word: look, you can motion your hands like binoculars to your eyes. Have your child do that as well when they say the word.

- **100's chart:** These can be easily made by making a 10x10 box chart and filling in the numbers. This is very useful with skip counting, counting backwards, and double digit adding and subtracting.



**Helping at Home:
Tips for Parents**




This newsletter is also a great place to showcase student work. Third grader, Richard Cromwell, is a talented writer. He recently tried out our new online writing program, My Access. Given a prompt, Richard submits his writing and is able to re-submit his edits for a higher score. His second story was quite creative and I wanted to share it with you.

The Age Machine

It was late in the day when Dr. Henry Einstein found a way to create a formula that could make you any age you wanted just by thinking about it! The news spread everywhere just by Henry telling one other scientist named Bob Wayne. Bob was a loudmouth so he told everyone in the whole world about Henry's formula. Soon Henry, a friendly, really clever, and smart person was now famous world wide because of the anti-aging formula!

Henry was rich and famous now and people wanted in on the formula, so he had to act fast! People were getting angry, so he created a machine made to harness the power of the formula. Henry called it the Age Machine, a radioactive machine that had plutonium, a hint of human D.N.A, and a lot of electricity that sold for 20 bucks with free delivery and no fees! Henry decided that before it could be released he had to test it, so he sat in the machine.

Boom! I'm thirteen again! Yes! It works, I'm so smart, it works! "I can't believe it works!," shouted Henry loudly. After that he sold 8 billion age machines. Henry allowed himself to age to his lucky number 35. Henry chose to be 35 so he could run for President of the United States of America. Henry wanted to be President so he could help Americans and all people of the world with his inventions. He started with the anti aging formula by turning grownups into children to be his staff because children have the best ideas, and children are the future!



Way to go, Richard!

For writing three knock your socks off stories so far, Richard received a certificate and gift card to Target.

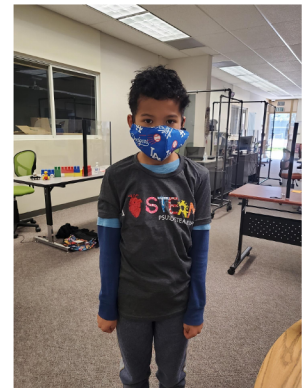



A big congratulations goes out to our two science/engineering fair participants: Audrey Ogle and Arthur Kelly! Arthur, Audrey and I met for six weeks prior to winter break to test out our hypotheses of which liquid is the most dense, using the water clock we learned about in class. We learned that honey was the most dense and took over 24 hours to pass through the water clock. Other liquids we tested were vegetable oil, carbonated water, pancake syrup, chocolate syrup, orange juice, cough syrup, and coffee.

Here are some pictures of Arthur and Audrey, testing their water clocks:

Congratulations to third graders Audrey Ogle and Arthur Kelly

from Desert Learning Academy



for their awesome work on "Time's Running Out," an engineering project about density and a water clock.

Arthur and Audrey both received a goodie bag with a t-shirt, certificate and participation ribbon. Way to go Arthur and Audrey! Thank you for representing Desert Learning Academy. The district will soon be showing a Celebration video with all student participants in the PSUSD Science and Engineering Fair. Here's the link to our presentation:

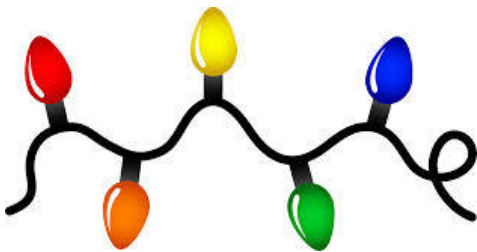
<https://docs.google.com/presentation/d/1AV5Jmru3mfTQnHBRY6-OLYzuCd89gnoMNCf-5BYFfCU/edit?usp=sharing>

Here are some great pictures submitted by second grader Luis Arizmendi and his family during their winter break.




Congratulations to Luis and his family for winning the house with the most creative use of lights!

Here is a photo of kindergarten student Josiah Noriega with his family during winter break.



Bravo to our two digital storytellers! Third grade students Berenice Perez and Arthur Kelly completed their first video about careers. They researched a career, chose pictures through We Video, a district program, narrated audio, selected music, and created a title and end slide. Then they finalized it and shared it with me. What an accomplishment to be able to do this via zoom! A big congratulations to these two! I'm so proud of their final product! I have shared a link to their videos. Berenice researched what it takes to become a police officer and Arthur researched what is required to become a scientist. They are working on a new project .



Here are the links to their We Videos:

Being A Police Officer

https://drive.google.com/file/d/1jaHRfWOxwQWrtw6VSuV217UbIXQBCK_2/view?usp=sharing



Becoming a Scientist

https://drive.google.com/file/d/17-1CRqhJmMNz7FAjy5xAlrm_DU3vDFS9/view?usp=sharing

Here are some student/family shoutouts!

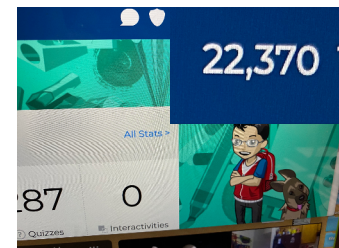


Congratulations to kindergartner Josiah Noriega for receiving the January Rising Stars award, presented to him by his teacher, for completing great work!



If you want to know how to become an excellent reader, just ask Luis and his mother, Joan Arellano. Luis is an avid reader and is very good at it. Mrs. Arellano tells me that she has Luis read a book a day, including weekends. He reads aloud and she encourages him to sound out words. All this practice has paid off because Luis is reading a year above grade level and are you ready for this? He has accrued more than 22,370 stars in Raz Kids! He has the most stars of all the K-3 students.

I asked Luis if he plans to spend his points on dressing up his avatar but he says he likes to save his points. Congratulations, Luis! Keep up the good work!



The Rosales Family is one active family! Mrs. Rosales schools three of her children at Desert Learning Academy. I love hearing stories about their latest adventures. They like to be outdoors and every chance they get, they are hiking outside. Mom tells me the importance of getting outside and having the kids experience nature. Thank you, Rosales family, for reminding us of the importance of getting out and moving! Here are some pictures of them hiking.



Here are some resources provided by our district specialists:

Step by step art videos by Mr. Charlie Ciali. Mr. Ciali is our DLA art teacher, as well as resident district art teacher.

Kindergarten - 3rd grade

-Balloon Trip

<http://bit.ly/3iNokmE>

8:35 minutes

-Japan Trip

<http://bit.ly/39k66pS>

12:16 minutes

-England Trip

<http://bit.ly/3iN5rQO>


12:45 minutes



English Language Coordinator, Mandy Gonzales, has shared videos and lessons to reinforce learning the alphabet letters and sounds. If you would like me to forward the links to you, let me know by emailing me at: lyada@psusd.us



Learn the **Alphabet** (Uppercase) and **Numbers** And learn how to write them, too!



A B C D E F
G H I J K L
M N O P Q R
S T U V W X
Y Z




1 2 3 4 5 6 7 8 9 10

Name: _____ Age: _____

© Copyright 2015 - 2020 Books Foundation - 1000BooksBeforeKindergarten.org

Here are some story starters for the month of March to encourage your child to write.

March Writing Prompts

Sunday	Monday	Tuesday	Wednesday	Thursday	Friday	Saturday
	1 March is National Women's History Month! Write about a woman you admire.	2 Today is Dr. Seuss's birthday! Write a review of a Dr. Seuss book.	3 If I had a magic wand, I would...	4 Describe the grossest dinner in the world.	5 I am proud of my family because...	6 What do you think the hardest job in the world is?
7 Write about why it's important to be kind.	8 You're locked in the zoo overnight! Write about your night there.	9 Describe one of your family traditions.	10 Your teacher is missing! Write a story about what happened.	11 Write about something that makes you happy.	12 I wish I were better at...	13 What makes a good friend?
14 One thing I would change about school is...	15 What do you want to do when you grow up?	16 Write about trading places with anyone in the world for a day.	17 It's Saint Patrick's Day! Write a story about catching a leprechaun.	18 What is your favorite kind of music and why?	19 I fell into a giant puddle and...	20 Today is the first day of spring! How will you celebrate?
21 Write a funny story about finding a magical phone.	22 Design a robot. What does it do?	23 I like my classroom because...	24 How do you like to relax?	25 If you had to live inside a TV show for a day, which show would you choose?	26 Imagine waking up one morning to discover you're an adult! Write about your day.	27 There's a big box at your front door. Guess what's inside.
28 My best birthday was....	29 Write about a unicorn that loses its horn.	30 What games do you like to play with your friends?	31 What is your favorite thing about where you live?			
						

March 2021 ©Lakeshore

#LearnWithLakeshore

www.lakeshorelearning.com



Spring Break dates are:

March 29, 2021-April 9, 2021

School resumes April 12, 2021

Here is the district calendar:



Palm Springs Unified School District District Calendar August 2020 - June 2021

JULY 2020						
S	M	T	W	T	F	S
			1	2	3	4
5	6	7	8	9	10	11
12	13	14	15	16	17	18
19	20	21	22	23	24	25
26	27	28	29	30	31	

3 Independence Day (Observed)

AUGUST 2020						
S	M	T	W	T	F	S
						1
2	3	4	5	6	7	8
9	10	11	12	13	14	15
16	17	18	19	20	21	22
23	24	25	26	27	28	29
30	31					

3, 4 Inservice Days
5 First Day of Instruction

19 Instructional Days

SEPTEMBER 2020						
S	M	T	W	T	F	S
6	7	8	9	10	11	12
13	14	15	16	17	18	19
20	21	22	23	24	25	26
27	28	29	30			

7 Labor Day (Observed)

21 Instructional Days

OCTOBER 2020						
S	M	T	W	T	F	S
4	5	6	7	8	9	10
11	12	13	14	15	16	17
18	19	20	21	22	23	24
25	26	27	28	29	30	31

7 - 9 Minimum Days (Middle School)
12 Inservice Day

21 Instructional Days

NOVEMBER 2020						
S	M	T	W	T	F	S
1	2	3	4	5	6	7
8	9	10	11	12	13	14
15	16	17	18	19	20	21
22	23	24	25	26	27	28
29	30					

2 - 6 Minimum Days (Elementary)
11 Veterans Day (Observed)
23-25 Non Student Days
26, 27 Thanksgiving Recess

15 Instructional Days

DECEMBER 2020						
S	M	T	W	T	F	S
6	7	8	9	10	11	12
13	14	15	16	17	18	19
20	21	22	23	24	25	26
27	28	29	30	31		

18 H.S. Semester ends (90) days
21, 22, 28, 29 Non Student Days
23, 24, 25, 30, 31 Winter Recess

14 Instructional Days

JANUARY 2021						
S	M	T	W	T	F	S
3	4	5	6	7	8	9
10	11	12	13	14	15	16
17	18	19	20	21	22	23
24	25	26	27	28	29	30
31						

1 New Year's Day/Winter Recess
4 - 8 Non Student Days
18 Martin Luther King Jr. Day (Observed)
27-29 Minimum Days (Middle School)

14 Instructional Days

FEBRUARY 2021						
S	M	T	W	T	F	S
7	8	9	10	11	12	13
14	15	16	17	18	19	20
21	22	23	24	25	26	27
28						

12 Lincoln's Day (Observed)
15 Presidents' Day/Washington's Day (Observed)

18 Instructional Days

MARCH 2021						
S	M	T	W	T	F	S
7	8	9	10	11	12	13
14	15	16	17	18	19	20
21	22	23	24	25	26	27
28	29	30	31			

1 - 5 Minimum Day (Elementary)
29 - 31 Non Student Day/
Spring Recess

20 Instructional Days

APRIL 2021						
S	M	T	W	T	F	S
4	5	6	7	8	9	10
11	12	13	14	15	16	17
18	19	20	21	22	23	24
25	26	27	28	29	30	

1 - 9 Non Student Day/Spring Recess

15 Instructional Days

MAY 2021						
S	M	T	W	T	F	S
2	3	4	5	6	7	8
9	10	11	12	13	14	15
16	17	18	19	20	21	22
23	24	25	26	27	28	29
30	31					

31 Memorial Day (Observed)

20 Instructional Days

JUNE 2021						
S	M	T	W	T	F	S
6	7	8	9	10	11	12
13	14	15	16	17	18	19
20	21	22	23	24	25	26
27	28	29	30			

4 Last Day of Instruction/
Minimum Day
Sem./Trim. ends (91 days)

4 Instructional Days

- First & Last Day of School
- Holiday
- Inservice Days (Students do not attend)
- Minimum Day/Parent Conferences
- Non School Days

- End of Trimester Dates
- Elementary/Middle
- Trimester 1 - Oct. 30 - 61 Days
 - Trimester 2 - Feb. 26 - 61 Days
 - Trimester 3 - June 4 - 59 Days

- End of Quarter/Semester
- High School
- Quarter 1 - Oct. 2 42 Days
 - Quarter 2 - Dec. 18 48 Days
 - Quarter 3 - Mar. 19 47 Days
 - Quarter 4 - Jun. 4 44 Days

Board Approved: 11/26/19

Contact information:

Ms. Yada lyada@psusd.us
Mrs. Silva esilva@psusd.us

Secretary: Mrs. Anguiano
Principal: Dr. Grainger
(760) 778-0487